

November 1,2021

**Supplementary Documents of  
Consolidated Financial Results for  
the Second Quarter of  
the Year Ending in March 31, 2022 (FY2021)**



**Stock code : 4886 (TSE)**

**ASKA Pharmaceutical Holdings Co., Ltd.**

# Statements of Income (Consolidated)

\*The figures announced as ASKA Pharmaceutical Co., Ltd.

(Millions of yen)

	*FY2020 Apr - Sep Actual	FY2021 Apr - Sep Actual	Actual +/-	Growth +/-
Net sales	27,403	28,477	1,074	3.9%
Operating profit	1,946	2,657	711	36.5%
Ordinary profit	1,952	2,743	791	40.5%
Profit attributable to owners of parent	1,552	(2,796)	(4,348)	-

## Major factors for the increase in sales

- ✓ Steady growth in sales regarding main products such as RELUMINA, FREWELL, THYRADIN, and RIFXIMA.
- ✓ Steady growth of animal drugs and feed additives in the animal health business.

## Major factors for the decrease in profit

- ✓ Extraordinary loss was recorded as a result of impairment loss of intangible assets due to the withdrawal of approval application for CDB-2914 (Uripriстал).

# Net Sales by Business (Consolidated)

\*The figures announced as ASKA Pharmaceutical Co., Ltd.

(Millions of yen)

	*FY2020 Apr - Sep Actual	FY2021 Apr - Sep Actual	Breakdown	Actual +/-	Growth +/-
Pharmaceutical drugs	25,128	25,619	90.0%	491	2.0%
Animal health drugs	2,232	2,791	9.8%	559	25.0%
Others	42	66	0.2%	24	57.1%
<b>Total</b>	<b>27,403</b>	<b>28,477</b>	<b>100.0%</b>	<b>1,074</b>	<b>3.9%</b>

# Sales of Main Products

(Millions of yen)

Area	Products (generic name)	FY2020 Apr - Sep	FY2021 Apr - Sep		FY2021	
		Actual	Actual	YOY (%)	Forecast	YOY (%)
Internal Medicine	CANDESARTAN <sup>*1, *2</sup> (candesartan)	6,117	6,259	102.3%	11,651	94.5%
	THYRADIN (levothyroxine)	3,579	3,790	105.9%	7,365	102.2%
	RIFXIMA (rifaximin)	2,176	2,464	113.2%	5,170	119.3%
	MERCAZOLE (thiamazole)	698	751	107.5%	1,435	102.4%
	AMLODIPINE <sup>*1</sup> (amlodipine)	632	555	87.7%	1,091	84.3%
Obsterics Gynecology	RELUMINA (2019.3~) (relugolix)	2,519	3,703	147.0%	7,694	134.8%
	FREWELL (2018.12~) <sup>*1</sup> (norethindrone/ethinylestradiol)	1,355	1,667	123.0%	3,006	101.8%
	ANGE (levonorgestrel/ethinylestradiol)	453	446	98.4%	905	99.6%
	MAGSENT (2020.3~) <sup>*3</sup> (magnesium sulfate)	466	467	100.3%	794	87.5%
	LUTEUM (progesterone)	238	298	125.2%	615	109.6%
Urology	LEUPRORELIN <sup>*1, *4</sup> (leuprorelin)	2,274	2,520	110.8%	4,439	98.6%

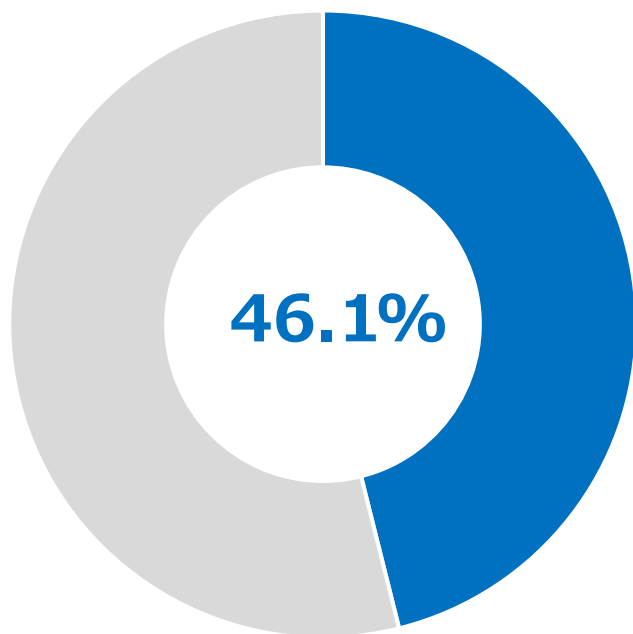
\* 1 Generic drugs \* 2 Including combination drugs \* 3 Total value of magnesium sulfate preparation

\* 4 1.88mg formulation is for gynecological indications only, but numerical figure is combined with the 3.75mg formulation

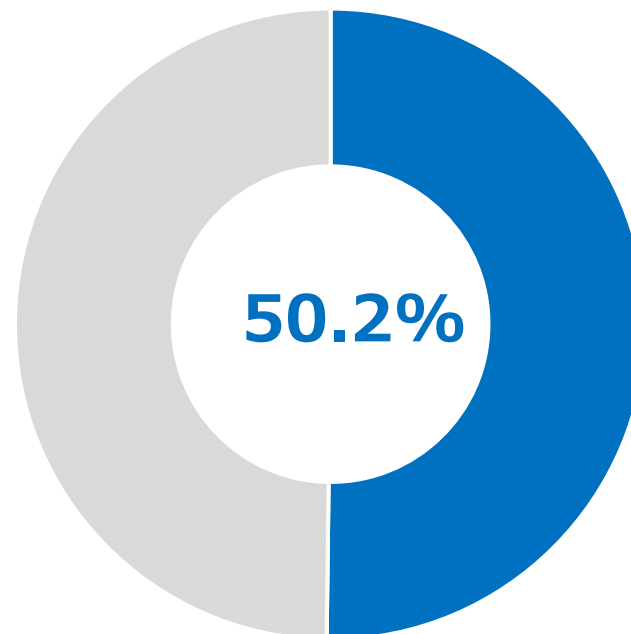
# Sales Proportion of Brand-name Drugs

- Brand-name drugs
- Generic drugs

FY2020  
Apr - Sep



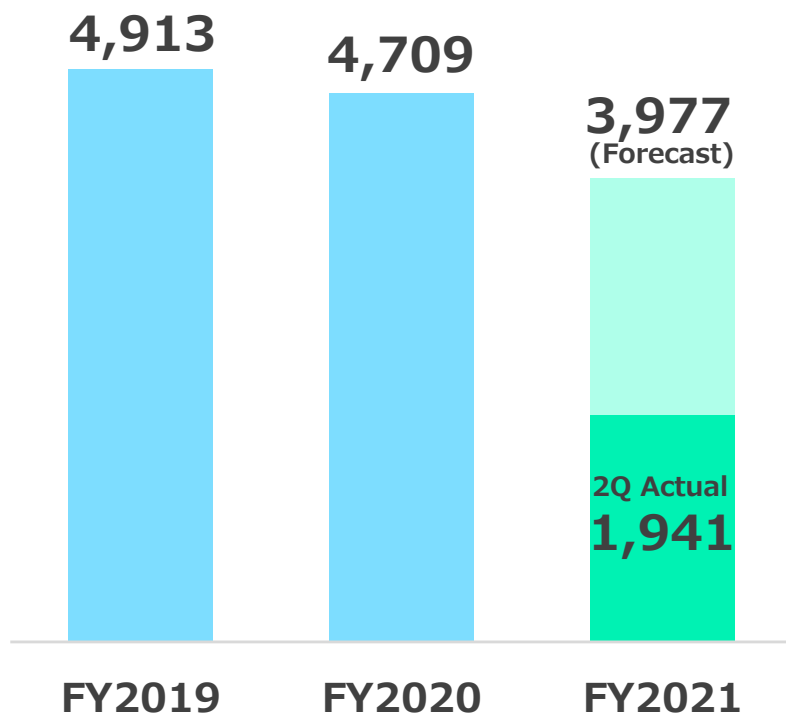
FY2021  
Apr - Sep



# R&D Status

## Trend of R&D expenses

(Millions of yen)



## As of November 1<sup>st</sup>, 2021

Development code (generic name) Indication	Status
TAK-385 (relugolix) Endometriosis	Filed
LF111 (drospirenone) Contraception	Ph I / II
(option agreement) PMS/PMDD	Ph II (IIT* <sup>1</sup> )
(option agreement) Cervical Dysplasia	Ph I / II (Korea)
L-105 (rifaximin) Hepatic encephalopathy (pediatrics)	Ph II / III
L-105 (rifaximin) Crohn's disease	Ph I
AKP-009(ludaterone acetate) Benign Prostatic Hyperplasia	Ph II * <sup>2</sup>

\*1 Investigator-initiated clinical trial

\*2 Additional Ph I trial at a higher dose started in September 2021.

Approval application for CDB-2914 (ulipristal) has been withdrawn.